

# **DRAYTON MONITORING DATA**

To the 31<sup>st</sup> January 2016



# DRAYTON MONITORING REPORT JANUARY 2016

- Drayton Mine (Drayton) is part of Anglo American's Metallurgical Coal business. This report has been compiled to present monthly environmental monitoring data for Drayton. Results are reported in accordance with reporting requirements for Environment Protection Licence (EPL) 1323 held by the licensee Anglo Coal (Drayton Management) Pty Limited. This report complies with Section 66(6) of the *Protection of the Environment Operations Act 1997*.

# COMPLAINTS SUMMARY

January 2016

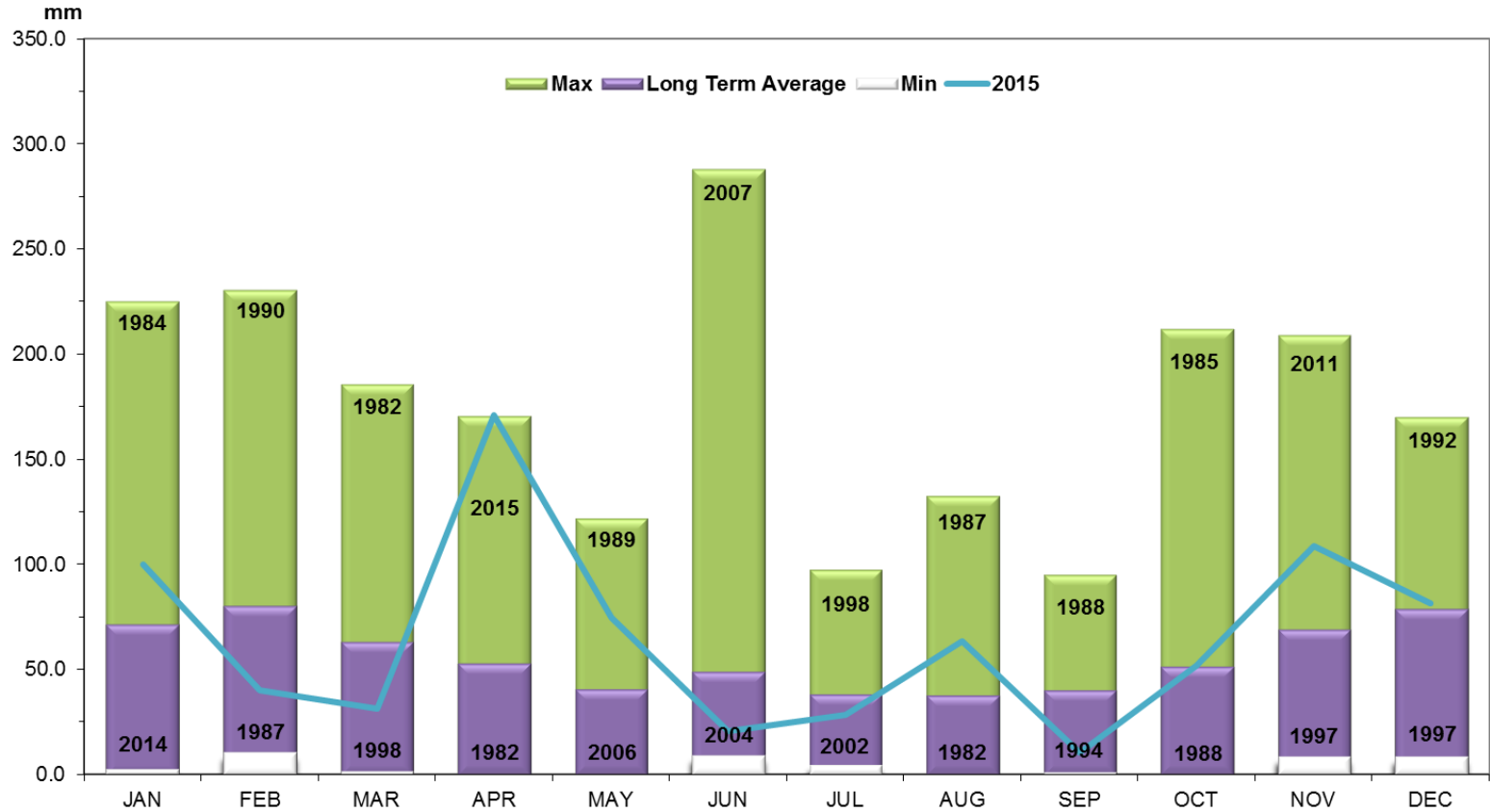
---

No complaints were received during January 2016.

Licensee: Anglo Coal (Drayton Management) Pty Limited  
EPL 1323  
Date Published: 26/02/2016

# RAINFALL

**Rainfall Pattern and History (1981 - 2015)**



January 2016 rainfall was above average with 132.2mm recorded

# AIR QUALITY MONITORING POINT 1 (EPL 1323)

## Particulates – Deposited Matter (Antiene)

Period	Sample	Insoluble Solids	Annual Mean	Annual Mean Limit	Unit
Jan-16	2197	5.2	3.8	4	g/m2/month
Jan-16	2230	1.8	2.2	4	g/m2/month
Jan-16	2157	1.5	1.7	4	g/m2/month
Jan-16	2208	0.8	1.5	4	g/m2/month
Jan-16	2247	1.2	1.8	4	g/m2/month
Jan-16	2235	2.5	1.7	4	g/m2/month
Jan-16	2175	1.1	1.6	4	g/m2/month
Jan-16	2130	2.1	1.9	4	g/m2/month

<b>Number of samples</b>	<b>8</b>
<b>Minimum</b>	<b>0.8</b>
<b>Mean</b>	<b>2.0</b>
<b>Maximum</b>	<b>5.2</b>

Depositional Dust: Particulates – Deposited Matter

Limit not stated on EPL

Date Sampled: 31/01/2016  
Date Obtained: 17/02/2016  
Date Published: 26/02/2016

Licensee: Anglo Coal (Drayton Management) Pty Limited  
EPL 1323  
Monitoring Frequency: Monthly

# AIR QUALITY MONITORING POINT 2 (EPL 1323)

## Total Suspended Particulates (Lot 22 Antiene) – High Volume Air Sampler (HVAS)

---

Date	Sample	TSP	Annual Mean	Annual Mean Limit	Unit
06-Jan-16	Lot 22	12	47	90	µg/m3
12-Jan-16	Lot 22	88	48	90	µg/m3
18-Jan-16	Lot 22	34	47	90	µg/m3
24-Jan-16	Lot 22	51	47	90	µg/m3
30-Jan-16	Lot 22	45	47	90	µg/m3

<b>Number of samples</b>	<b>5</b>
<b>Minimum</b>	<b>12</b>
<b>Mean</b>	<b>46</b>
<b>Maximum</b>	<b>88</b>

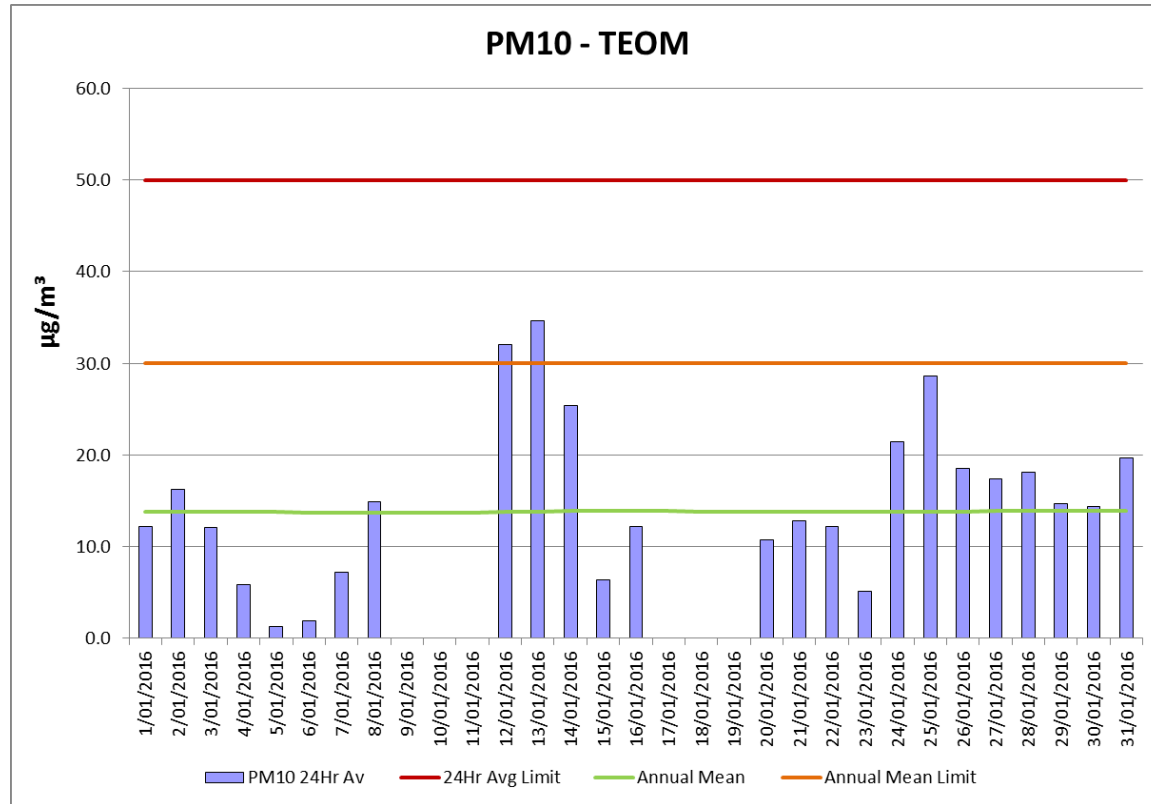
TSP: Total Suspended Particulates

Date Sampled: As listed above  
Date Obtained: 17/02/2016  
Date Published: 26/02/2016

Licensee: Anglo Coal (Drayton Management) Pty Limited  
EPL 1323  
Monitoring Frequency: Every 6 days

# AIR QUALITY MONITORING POINT 4 (EPL 1323)

PM10 (Lot 9 ANTIENE) – Tapered Element Oscillating Microbalance (TEOM)



<b>Number of samples</b>	<b>25</b>
<b>Minimum</b>	<b>1.3</b>
<b>Mean</b>	<b>15.0</b>
<b>Maximum</b>	<b>34.7</b>

Date Sampled: Daily average  
Date Published: 26/02/2016

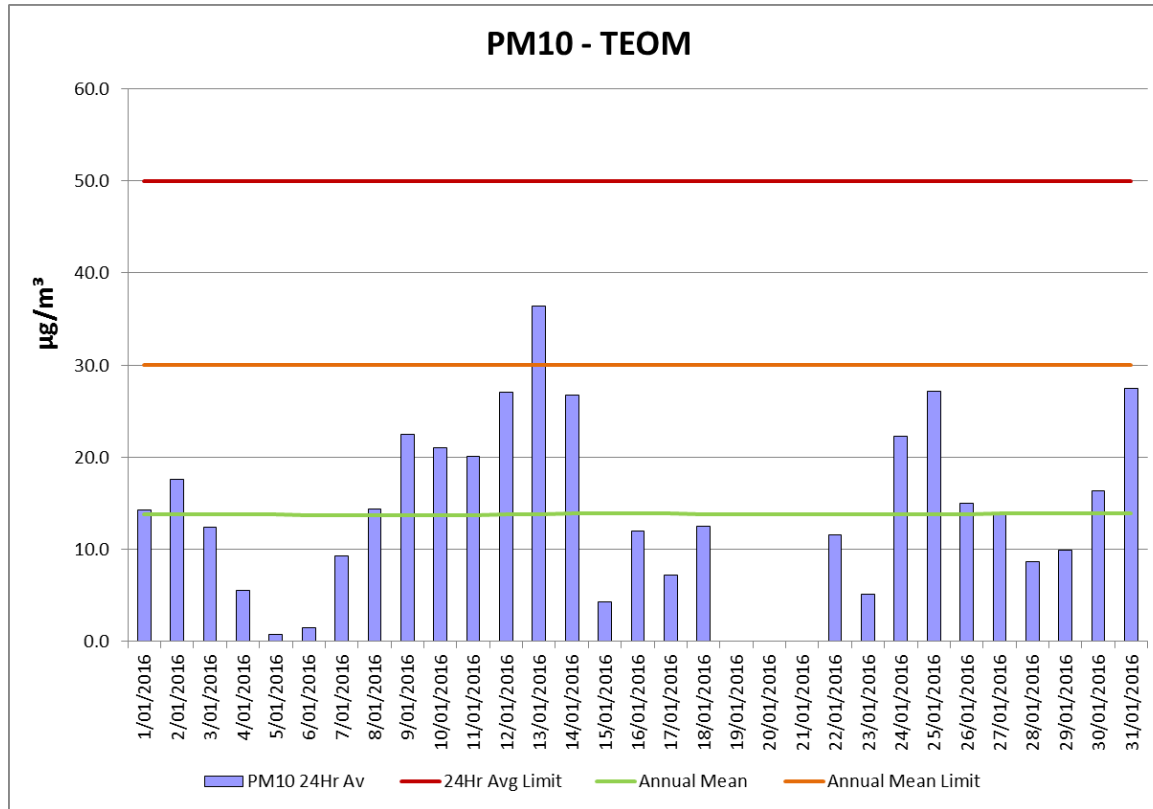
Licensee: Anglo Coal (Drayton Management) Pty Limited  
EPL 1323  
Monitoring Frequency: Continuous

PM10: Particulate matter less than 10 microns diameter

Results not obtained for 6 days in the reporting period due to equipment failure and power supply issues. Please see next page for alternate TEOM data.

# AIR QUALITY MONITORING

## PM10 (Balmoral Road ANTIENE) – Tapered Element Oscillating Microbalance (TEOM)



<b>Number of samples</b>	<b>28</b>
<b>Minimum</b>	<b>0.7</b>
<b>Mean</b>	<b>15.1</b>
<b>Maximum</b>	<b>36.4</b>

Date Sampled: Daily average  
Date Published: 26/02/2016

Licensee: Anglo Coal (Drayton Management) Pty Limited  
EPL 1323  
Monitoring Frequency: Continuous

PM10: Particulate matter less than 10 microns diameter

Results not obtained for 3 days in the reporting period due to change of equipment



# BLASTING SUMMARY

## Blast overpressure (noise) and vibration

		SHARMAN		ANTIENE		DE BOER	
		Overpressure	Vibration	Overpressure	Vibration	Overpressure	Vibration
Date	Time	dB(L)	mm/sec	dB(L)	mm/sec	dB(L)	mm/sec
13/01/2016	2:09 PM	86.4	0.05	88.8	0.02	90.7	0.09
14/01/2016	2:29 PM	85.2	0.01	84.7	0.02	90.3	0.04
25/01/2016	2:09 PM	96.4	0.23	86.6	0.12	97.7	0.27
29/01/2016	12:53 PM	91.6	0.07	81.4	0.05	85.6	0.30

<b>Maximum</b>	<b>96.4</b>	<b>0.23</b>	<b>88.8</b>	<b>0.12</b>	<b>97.7</b>	<b>0.30</b>
<b>Minimum</b>	<b>85.2</b>	<b>0.01</b>	<b>81.4</b>	<b>0.02</b>	<b>85.6</b>	<b>0.04</b>
<b>Limit 95%</b>	<b>115</b>	<b>5</b>	<b>115</b>	<b>5</b>	<b>115</b>	<b>5</b>
<b>Limit 100%</b>	<b>120</b>	<b>10</b>	<b>120</b>	<b>10</b>	<b>120</b>	<b>10</b>
<b>Exceedance</b>	<b>0</b>	<b>0</b>	<b>0</b>	<b>0</b>	<b>0</b>	<b>0</b>

Date Sampled: As listed above  
 Date Obtained: Monthly summary  
 Date Published: 26/02/2016

Licensee: Anglo Coal (Drayton Management) Pty Limited  
 EPL 1323  
 Monitoring Frequency: Event

**THANK YOU**